

Product datasheet

Specifications



braking resistor - 100 ohms - 1.7 kW - IP20

VW3A7750

Price: 7,098.95 ZAR

Main

Range compatibility	Altivar Machine ATV340 Altivar Process ATV900
Product or component type	Braking resistor
Ohmic value	100 Ohm
[Ue] rated operational voltage	24 V DC 250 V AC

Complementary

Product compatibility	Variable speed drive ATV930 wall mount 0.75 kW 380...480 V severe cycle Variable speed drive ATV930 wall mount 1.5 kW 380...480 V severe cycle Variable speed drive ATV930 wall mount 2.2 kW 380...480 V severe cycle Variable speed drive ATV930 wall mount 3 kW 380...480 V severe cycle Variable speed drive ATV930 wall mount 4 kW 380...480 V severe cycle Variable speed drive ATV950 wall mount 0.75 kW 380...480 V severe cycle Variable speed drive ATV950 wall mount 1.5 kW 380...480 V severe cycle Variable speed drive ATV950 wall mount 2.2 kW 380...480 V severe cycle Variable speed drive ATV950 wall mount 3 kW 380...480 V severe cycle Variable speed drive ATV950 wall mount 4 kW 380...480 V severe cycle Variable speed drive ATV340 0.75 kW 380...480 V severe cycle Variable speed drive ATV340 1.5 kW 380...480 V severe cycle Variable speed drive ATV340 2.2 kW 380...480 V severe cycle Variable speed drive ATV340 3 kW 380...480 V severe cycle Variable speed drive ATV930 2.2 kW 500...690 V severe cycle Variable speed drive ATV930 3 kW 500...690 V severe cycle Variable speed drive ATV930 4 kW 500...690 V severe cycle Variable speed drive ATV930 5.5 kW 500...690 V severe cycle Variable speed drive ATV930 3 hp 600 V severe cycle Variable speed drive ATV930 5 hp 600 V severe cycle Variable speed drive ATV930 7.5 hp 600 V severe cycle
Duty cycle	Severe cycle (heavy duty) <54 s braking with 100 % braking torque for a 120 s cycle Severe cycle (heavy duty) <6 s braking with 165 % braking torque for a 120 s cycle
Average power available	1.7 kW at 50 °C
Electrical connection	terminal, connection capacity: <= 10 mm ² / AWG 8 for drive terminal, connection capacity: <= 2.5 mm ² / AWG 12 for temperature control switch
Protection type	Thermal protection via drive or temperature control switch at 120 °C
Width	290 mm
Height	570 mm
Depth	180 mm
Net weight	5 kg

Environment

IP degree of protection	IP20
Ambient air temperature for storage	-25...70 °C

Excluding VAT and subject to change. Please check with your local distributor through "Where to buy"

Ambient air temperature for operation	0...50 °C
---------------------------------------	-----------

Packing Units

Unit Type of Package 1	PCE
------------------------	-----

Number of Units in Package 1	1
------------------------------	---

Package 1 Height	24.600 cm
------------------	-----------

Package 1 Width	30.400 cm
-----------------	-----------

Package 1 Length	57.800 cm
------------------	-----------

Package 1 Weight	5.876 kg
------------------	----------

Unit Type of Package 2	P06
------------------------	-----

Number of Units in Package 2	4
------------------------------	---

Package 2 Height	75.000 cm
------------------	-----------

Package 2 Width	60.000 cm
-----------------	-----------

Package 2 Length	80.000 cm
------------------	-----------

Package 2 Weight	32.260 kg
------------------	-----------

Contractual warranty

Warranty (in months)	18
----------------------	----



Environmental Data

Schneider Electric aims to achieve Net Zero status by 2050 through supply chain partnerships, lower impact materials, and circularity via our ongoing “Use Better, Use Longer, Use Again” campaign to extend product lifetimes and recyclability.

[Environmental Data explained >](#)

[How we assess product sustainability >](#)

Use Better



Materials and Substances

Packaging made with recycled cardboard

No

Packaging without single use plastic

No

[EU RoHS Directive](#)

Pro-active compliance (Product out of EU RoHS legal scope)

REACH Regulation

[REACH Declaration](#)

Use Longer



Lifetime extension

Repair

No

Use Again



Repack and remanufacture

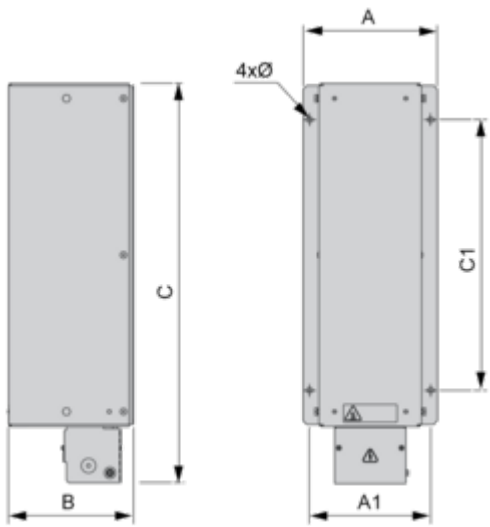
Take-back

No

Dimensions Drawings

Dimensions

Right Side and Front View



Dimensions in mm

A	B	C	A1	C1	Ø
290	180	570	270	380	6.6 x 9

Dimensions in in.

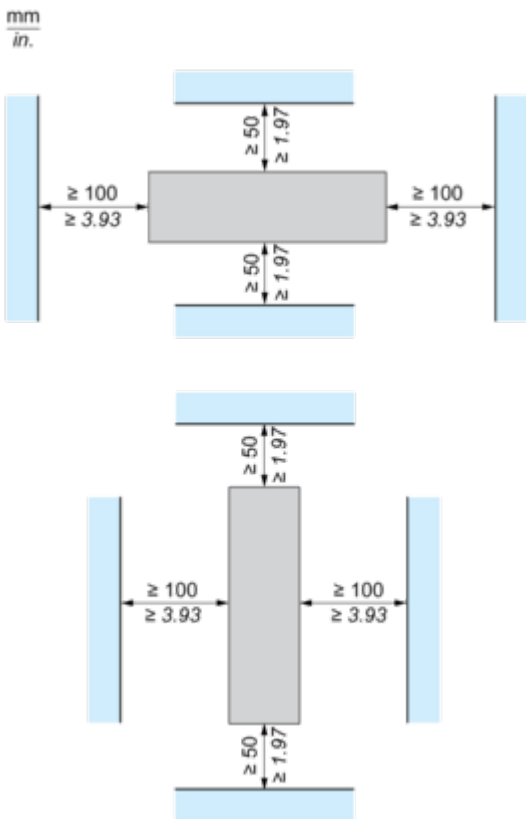
A	B	C	A1	C1	Ø
11.42	7.09	22.44	10.63	14.96	0.26 x 0.35

Mounting and Clearance

Mounting and Clearance



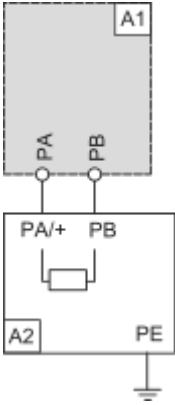
(1) Braking resistor



Connections and Schema

Recommended Schema

1 Braking Resistor

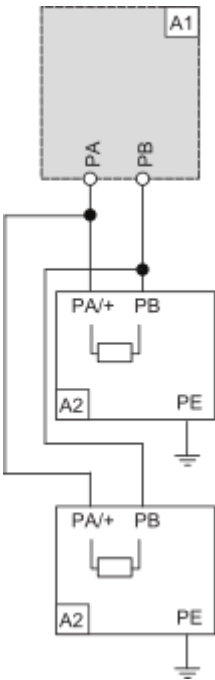


A1 : Drive or external braking unit

A2 : Braking resistor

PA, PB : Bus DC

2 Braking Resistors



A1 : Drive or external braking unit

A2 : Braking resistor

PA, PB : Bus DC