

# Product datasheet

Specifications



## circuit breaker EasyPact EZC400H - TMD - 320 A - 4 poles 3d

EZC400H4320N

**Price: 10,911.76 ZAR**

### Main

Range of product	EasyPact
Product or component type	Circuit breaker
Device short name	EasyPact EZC400H
Circuit breaker name	EasyPact EZC400H
Device application	Distribution
Poles description	4P
Protected poles description	3t
Network type	AC
Network frequency	50/60 Hz
[In] rated current	400 A at 40 °C
[Ui] rated insulation voltage	690 V AC 50/60 Hz conforming to IEC 60947-2
[Uimp] rated impulse withstand voltage	6 kV conforming to IEC 60947-2
[Ue] rated operational voltage	440 V AC 50/60 Hz conforming to IEC 60947-2
Breaking capacity code	H
Breaking capacity	50 kA Icu at 380 V AC 50/60 Hz conforming to IEC 60947-2 50 kA Icu at 400...415 V AC 50/60 Hz conforming to IEC 60947-2 50 kA Icu at 440 V AC 50/60 Hz conforming to IEC 60947-2 70 kA Icu at 220...240 V AC 50/60 Hz conforming to IEC 60947-2
[Ics] rated service breaking capacity	25 kA at 380 V AC 50/60 Hz conforming to IEC 60947-2 25 kA at 400/415 V AC 50/60 Hz conforming to IEC 60947-2 25 kA at 440 V AC 50/60 Hz conforming to IEC 60947-2 35 kA at 220/230 V AC 50/60 Hz conforming to IEC 60947-2
Suitability for isolation	Yes conforming to IEC 60947-2
Utilisation category	Category A
Trip unit name	TM-D
Trip unit technology	Thermal-magnetic
Trip unit rating	320 A at 50 °C
Protection type	Short-circuit protection Overload protection
Pollution degree	3 conforming to IEC 60947

### Complementary

Control type	Toggle
Mounting mode	Fixed
Mounting support	Backplate

Excluding VAT and subject to change. Please check with your local distributor through "Where to buy"

<b>Upside connection</b>	Front
<b>Downside connection</b>	Front
<b>Mechanical durability</b>	10000 cycles
<b>Electrical durability</b>	Category A: 4000 cycles 415 V AC 50/60 Hz conforming to IEC 60947-2
<b>Connection pitch</b>	45 mm
<b>Local signalling</b>	Positive contact indication
<b>Contact position indicator</b>	Yes
<b>Magnetic tripping current</b>	5000 A
<b>Neutral protection setting</b>	Without protection
<b>Long time pick-up adjustment type Ir</b>	Fixed
<b>Long time delay adjustment type</b>	Fixed
<b>Earth-leakage protection</b>	Without
<b>Height</b>	255 mm
<b>Width</b>	185 mm
<b>Depth</b>	140 mm
<b>Net weight</b>	6.4 kg
<b>Quantity per set</b>	1 piece
<b>Colour</b>	Black

## Environment

<b>Standards</b>	EN/IEC 60947-1 GB/T 14048.2 JIS C8201-2-2 EN/IEC 60947-2
<b>IP degree of protection</b>	IP20 conforming to IEC 60529
<b>IK degree of protection</b>	IK07 conforming to EN 50102
<b>Ambient air temperature for operation</b>	-25...70 °C
<b>Ambient air temperature for storage</b>	-35...85 °C

## Packing Units

<b>Unit Type of Package 1</b>	PCE
<b>Number of Units in Package 1</b>	1
<b>Package 1 Height</b>	15.000 cm
<b>Package 1 Width</b>	21.000 cm
<b>Package 1 Length</b>	28.000 cm
<b>Package 1 Weight</b>	6.300 kg
<b>Unit Type of Package 2</b>	S04
<b>Number of Units in Package 2</b>	3
<b>Package 2 Height</b>	30.000 cm
<b>Package 2 Width</b>	40.000 cm
<b>Package 2 Length</b>	60.000 cm
<b>Package 2 Weight</b>	19.666 kg

# Contractual warranty

---

Warranty (in months)

18



## Environmental Data

Schneider Electric aims to achieve Net Zero status by 2050 through supply chain partnerships, lower impact materials, and circularity via our ongoing “Use Better, Use Longer, Use Again” campaign to extend product lifetimes and recyclability.

[Environmental Data explained >](#)

[How we assess product sustainability >](#)

### Environmental footprint

Total lifecycle Carbon footprint 1 442 kg CO2 eq.

Environmental Disclosure [Product Environmental Profile](#)

## Use Better

### Materials and Substances

Packaging made with recycled cardboard Yes

Packaging without single use plastic No, we have minimized the use of plastic in the packaging in compliance with regulations and considering quality and safety standards

[EU RoHS Directive](#) Compliant with Exemptions

SCIP Number 2958c627-310e-4ae4-a905-31a369b1aaa8

REACH Regulation [REACH Declaration](#)

PVC free Yes

## Use Longer

### Lifetime extension

Repair No

## Use Again

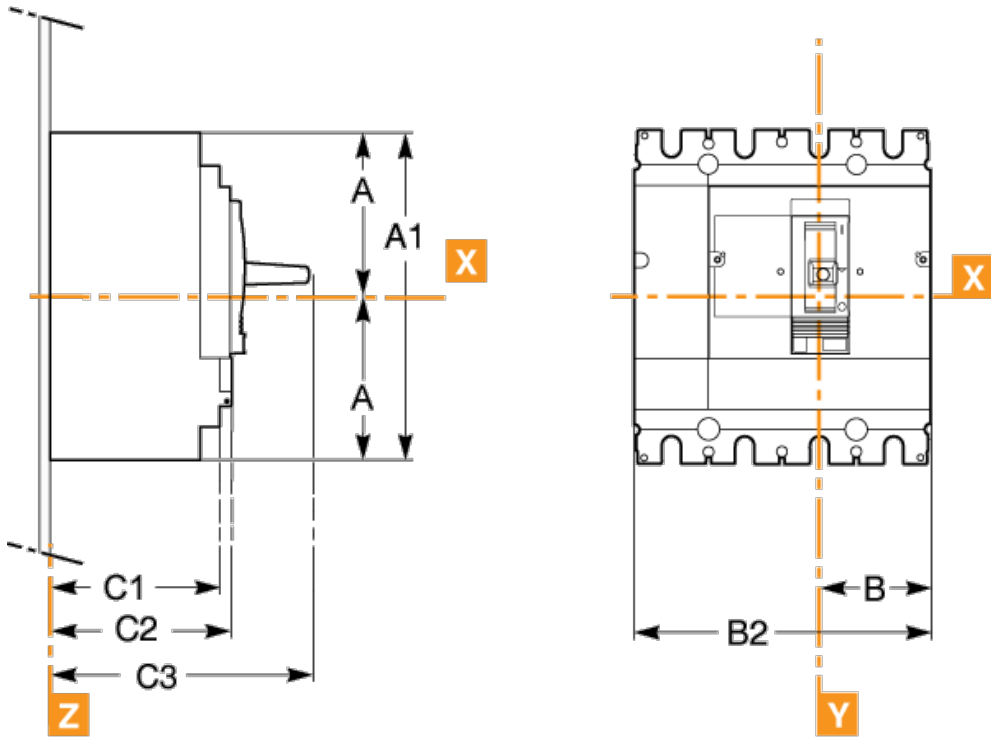
### Repack and remanufacture

End of life manual availability [End of Life Information](#)

Take-back No

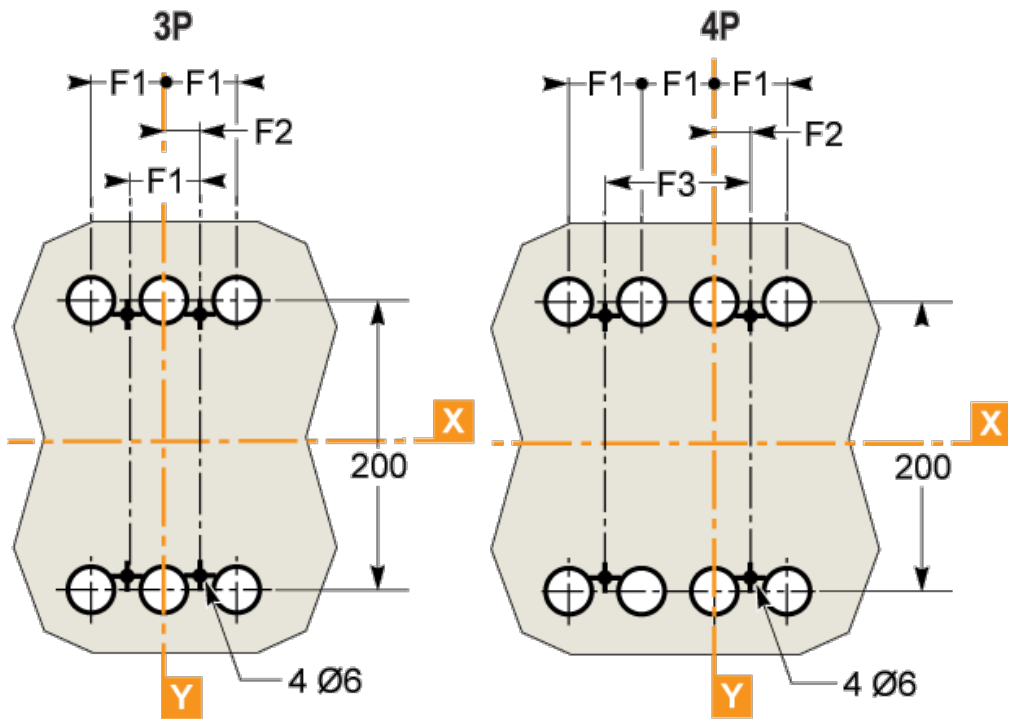
WEEE Label The product must be disposed on European Union markets following specific waste collection and never end up in rubbish bins

Dimensions Drawings



A	A1	B	B1	B2	F1	F2	F3
127.5	255	70	140	185	45	22.5	90

Assembly



A	A1	B	B1	B2	F1	F2	F3
127.5	255	70	140	185	45	22.5	90

Performance Curves



Offer Marketing Illustration

Product benefits / Features

---

## EasyPact EZC

### Technical Benefits




- ideal for simple applications in smaller buildings
- Rated current from 15 to 630 A
- Breaking capacity up to 50 kA at 400/415 V.
- 1, 2, 3 and 4 pole versions and 3 frame sizes.
- Thermal-magnetic for the entire range.
- Built-in integrated earth-leakage protection (EZC 250 ELCB).
- Compliance with international standards: IEC 60947-1 and 2, CCC, EAC and other local certifications.

Offer Marketing Illustration

Product benefits / Features

---

## EasyPact EZC Moulded Case Circuit Breaker



A detailed view of the Schneider EasyPact EZC Moulded Case Circuit Breaker, showing its compact design, terminal block, and handle mechanism.

**Easy to choose**  
A wide range of auxiliaries, and accessories for effortless selection and complete customization.

**Effortless setup**  
Fixed front mounting, plug-in option, front connections, and interchangeable MCCB and ELCB for seamless adaptability.

**Easy to use**  
Positive contact indication for enhanced safety and reliability with compact case optimized for tight spaces.

Offer Marketing Illustration

Product benefits / Features

---



**EasyPact EZC  
Range Accessories**

**Control Accessories**

- Direct rotary handle
- Extended rotary handle

**Electrical Auxiliaries**

- Indication contact
- Voltage releases

**Connection Accessories**

- Terminal extension
- Cable connectors
- Rear connectors

**Insulation Accessories**

- Terminal shield
- Interphase barriers

**Plug-in Accessories**

- [Four plug-in accessories]

Technical Illustration

Assembly's dimensions

---

