

Product datasheet

Specifications



circuit breaker EasyPact EZC250F - TMD - 225 A - 3 poles 3d

EZC250F3225

Price: 4,154.22 ZAR

Main

Range of product	EasyPact
Product or component type	Circuit breaker
Device short name	EasyPact EZC250F
Circuit breaker name	EasyPact EZC250F
Device application	Distribution
Poles description	3P
Protected poles description	3t
Network type	DC AC
Network frequency	50/60 Hz
[In] rated current	225 A at 40 °C
[Ui] rated insulation voltage	690 V AC 50/60 Hz conforming to IEC 60947-2
[Uimp] rated impulse withstand voltage	6 kV conforming to IEC 60947-2
[Ue] rated operational voltage	550 V AC 50/60 Hz conforming to IEC 60947-2 250 V DC conforming to IEC 60947-2
Breaking capacity code	F
Breaking capacity	10 kA Icu at 440 V AC 50/60 Hz conforming to IEC 60947-2 15 kA Icu at 400...415 V AC 50/60 Hz conforming to IEC 60947-2 18 kA Icu at 380 V AC 50/60 Hz conforming to IEC 60947-2 25 kA Icu at 110...130 V AC 50/60 Hz conforming to IEC 60947-2 25 kA Icu at 220...240 V AC 50/60 Hz conforming to IEC 60947-2 5 kA Icu at 125 V DC 1P conforming to IEC 60947-2 5 kA Icu at 250 V DC 2P conforming to IEC 60947-2 5 kA Icu at 550 V AC 50/60 Hz conforming to IEC 60947-2
[Ics] rated service breaking capacity	9 kA at 380 V AC 50/60 Hz conforming to IEC 60947-2 12.5 kA at 110/130 V AC 50/60 Hz conforming to IEC 60947-2 12.5 kA at 220/230/240 V AC 50/60 Hz conforming to IEC 60947-2 2.5 kA at 125 V DC conforming to IEC 60947-2 2.5 kA at 250 V DC conforming to IEC 60947-2 2.5 kA at 550 V AC 50/60 Hz conforming to IEC 60947-2 9 kA at 400/415 V AC 50/60 Hz conforming to IEC 60947-2 7.5 kA at 440 V AC 50/60 Hz conforming to IEC 60947-2
Suitability for isolation	Yes conforming to IEC 60947-2
Utilisation category	Category A
Trip unit name	TM-D
Trip unit technology	Thermal-magnetic
Trip unit rating	225 A at 50 °C
Protection type	Short-circuit protection Overload protection

Excluding VAT and subject to change. Please check with your local distributor through "Where to buy"

Pollution degree	3 conforming to IEC 60664-1 3 conforming to IEC 947-1
-------------------------	--

Complementary

Control type	Toggle
Mounting mode	Fixed
Mounting support	Backplate
Upside connection	Front
Downside connection	Front
Mechanical durability	10000 cycles
Connection pitch	35 mm
Local signalling	Positive contact indication
Neutral protection setting	Without protection
Earth-leakage protection	Without
Height	165 mm
Width	105 mm
Depth	60 mm

Environment

Standards	JIS C8201-2-2 EN/IEC 60947-2 EN/IEC 60947-1 GB/T 14048.2
IP degree of protection	IP20 conforming to IEC 60529
IK degree of protection	IK07 conforming to IEC 62262
Ambient air temperature for operation	-25...70 °C
Ambient air temperature for storage	-35...85 °C

Packing Units

Unit Type of Package 1	PCE
Number of Units in Package 1	1
Package 1 Height	11.400 cm
Package 1 Width	11.300 cm
Package 1 Length	18.000 cm
Package 1 Weight	1.640 kg
Unit Type of Package 2	S03
Number of Units in Package 2	8
Package 2 Height	30.000 cm
Package 2 Width	30.000 cm
Package 2 Length	40.000 cm
Package 2 Weight	13.607 kg

Contractual warranty



Environmental Data

Schneider Electric aims to achieve Net Zero status by 2050 through supply chain partnerships, lower impact materials, and circularity via our ongoing “Use Better, Use Longer, Use Again” campaign to extend product lifetimes and recyclability.

[Environmental Data explained >](#)

[How we assess product sustainability >](#)

Environmental footprint

Total lifecycle Carbon footprint 548 kg CO2 eq.

Environmental Disclosure [Product Environmental Profile](#)

Use Better

Materials and Substances

Packaging made with recycled cardboard Yes

Packaging without single use plastic Yes

[EU RoHS Directive](#) Compliant

SCIP Number 2958c627-310e-4ae4-a905-31a369b1aaa8

REACH Regulation [REACH Declaration](#)

Use Longer

Lifetime extension

Repair No

Use Again

Repack and remanufacture

End of life manual availability No need of specific recycling operations

Take-back No

WEEE Label The product must be disposed on European Union markets following specific waste collection and never end up in rubbish bins

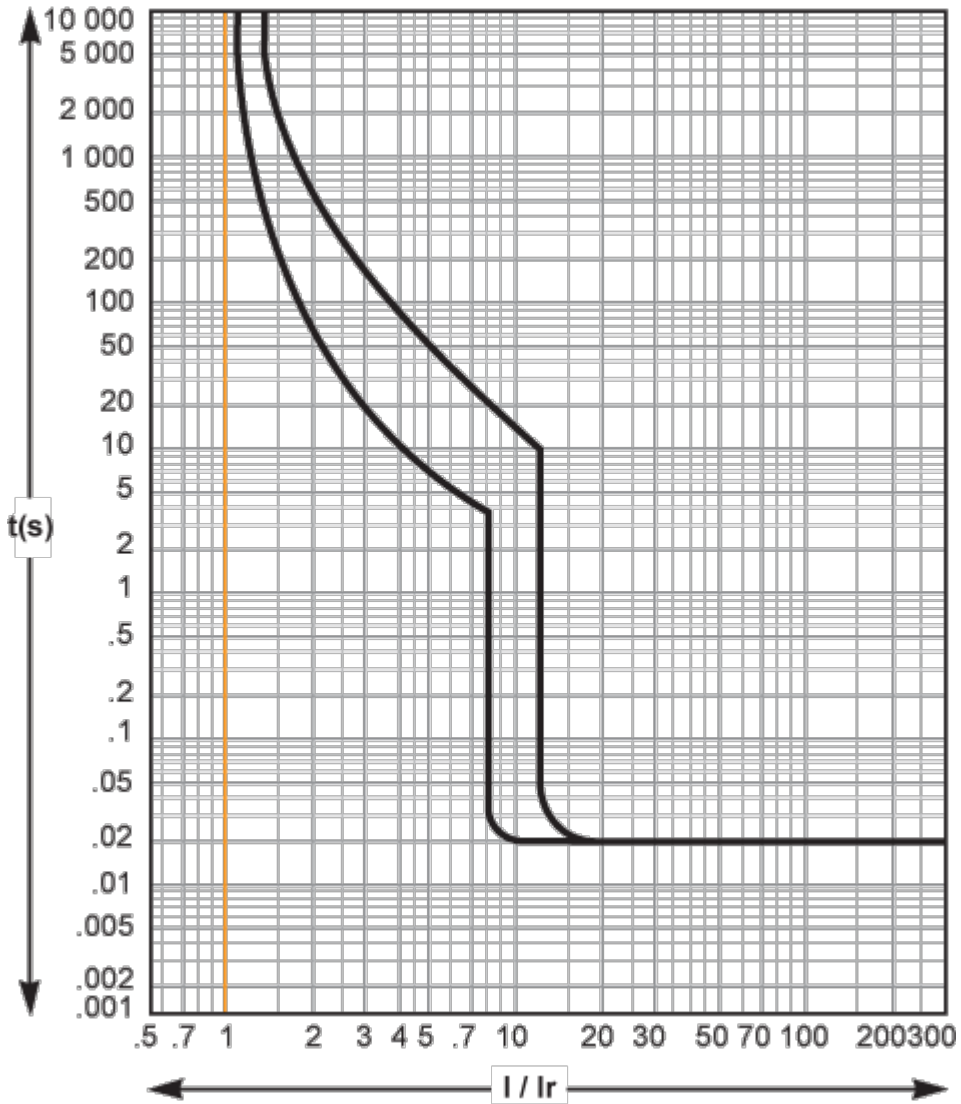
Dimensions Drawings



Assembly



Performance Curves



Offer Marketing Illustration

Product benefits / Features

EasyPact EZC

Technical Benefits



- ideal for simple applications in smaller buildings
- Rated current from 15 to 630 A
- Breaking capacity up to 50 kA at 400/415 V.
- 1, 2, 3 and 4 pole versions and 3 frame sizes.
- Thermal-magnetic for the entire range.
- Built-in integrated earth-leakage protection (EZC 250 ELCB).
- Compliance with international standards: IEC 60947-1 and 2, CCC, EAC and other local certifications.




Offer Marketing Illustration

Product benefits / Features

EasyPact EZC Moulded Case Circuit Breaker



A photograph of a Schneider EasyPact EZC Moulded Case Circuit Breaker. The device is a dark grey, rectangular unit with a central handle and several terminals on the top and bottom. It is set against a green background that curves around the bottom left corner.

-  **Easy to choose**
A wide range of auxiliaries, and accessories for effortless selection and complete customization.
-  **Effortless setup**
Fixed front mounting, plug-in option, front connections, and interchangeable MCCB and ELCB for seamless adaptability.
-  **Easy to use**
Positive contact indication for enhanced safety and reliability with compact case optimized for tight spaces.

Offer Marketing Illustration

Product benefits / Features



**EasyPact EZC
Range Accessories**

Control Accessories

- Direct rotary handle
- Extended rotary handle

Electrical Auxiliaries

- Indication contact
- Voltage releases

Connection Accessories

- Terminal extension
- Cable connectors
- Rear connectors

Insulation Accessories

- Terminal shield
- Interphase barriers

Plug-in Accessories

- [Four plug-in accessories]

Technical Illustration

Assembly's dimensions

