


# Product datasheet

Specifications



## braking resistor - 28 ohms - 0.3 kW - IP20

VW3A7732

**Price: 3,666.32 ZAR**

### Main

Range of product	Altivar
Range compatibility	Altivar Machine ATV340 Easy Altivar 310 Altivar Process ATV900 Altivar Machine ATV320 Easy Altivar 310L
Product or component type	Braking resistor
Ohmic value	28 Ohm

### Complementary

Product compatibility	Variable speed drive ATV320 15 kW 525...600 V Variable speed drive ATV930 wall mount 4 kW 200...240 V medium cycle Variable speed drive ATV950 wall mount 11 kW 380...480 V light cycle Variable speed drive ATV930 wall mount 3 kW 200...240 V medium cycle Variable speed drive ATV930 wall mount 11 kW 380...480 V light cycle Variable speed drive ATV320 7.5 kW 525...600 V Variable speed drive ATV930 15 kW 500...690 V light cycle Variable speed drive ATV930 wall mount 3 kW 200...240 V light cycle Variable speed drive ATV930 25 hp 600 V light cycle Variable speed drive ATV320 7.5 kW 380...480 V Variable speed drive ATV320 3 kW 200...240 V Variable speed drive ATV320 11 kW 380...480 V Variable speed drive ATV320 11 kW 525...600 V Variable speed drive ATV930 20 hp 600 V light cycle Variable speed drive ATV930 18.5 kW 500...690 V light cycle Variable speed drive ATV930 wall mount 15 kW 380...480 V light cycle Variable speed drive ATV340 11 kW 380...480 V light cycle Variable speed drive ATV950 wall mount 15 kW 380...480 V light cycle Variable speed drive ATV310 11 kW Variable speed drive ATV930 wall mount 4 kW 200...240 V light cycle Variable speed drive ATV340 7.5 kW 380...480 V light cycle Variable speed drive ATV320 2.2 kW 200...240 V
Duty cycle	Light cycle (heavy duty) <0.8 s braking with 150 % braking torque for a 40 s cycle Light cycle (normal duty) <0.8 s braking with 120 % braking torque for a 40 s cycle Medium cycle (normal duty) <4 s braking with 135 % braking torque for a 40 s cycle Medium cycle (heavy duty) <4 s braking with 165 % braking torque for a 40 s cycle
Average power available	0.3 kW at 50 °C
Electrical connection	terminal, connection capacity: <= 10 mm <sup>2</sup> / AWG 8 for drive
Protection type	Thermal protection via drive
Width	175 mm
Height	345 mm
Depth	100 mm
Net weight	2.7 kg

### Environment

IP degree of protection	IP20
-------------------------	------

Excluding VAT and subject to change. Please check with your local distributor through "Where to buy"

---

Ambient air temperature for storage	-25...70 °C
Ambient air temperature for operation	0...50 °C

---

## Packing Units

---

Unit Type of Package 1	PCE
------------------------	-----

---

Number of Units in Package 1	1
------------------------------	---

---

Package 1 Height	17.500 cm
------------------	-----------

---

Package 1 Width	19.000 cm
-----------------	-----------

---

Package 1 Length	36.000 cm
------------------	-----------

---

Package 1 Weight	3.094 kg
------------------	----------

---

Unit Type of Package 2	P06
------------------------	-----

---

Number of Units in Package 2	18
------------------------------	----

---

Package 2 Height	75.000 cm
------------------	-----------

---

Package 2 Width	60.000 cm
-----------------	-----------

---

Package 2 Length	80.000 cm
------------------	-----------

---

Package 2 Weight	63.364 kg
------------------	-----------

---

## Contractual warranty

---

Warranty (in months)	18
----------------------	----

---



## Environmental Data

Schneider Electric aims to achieve Net Zero status by 2050 through supply chain partnerships, lower impact materials, and circularity via our ongoing “Use Better, Use Longer, Use Again” campaign to extend product lifetimes and recyclability.

[Environmental Data explained >](#)

[How we assess product sustainability >](#)

### Use Better



#### Materials and Substances

Packaging made with recycled cardboard

No

Packaging without single use plastic

No

[EU RoHS Directive](#)

Pro-active compliance (Product out of EU RoHS legal scope)

REACH Regulation

[REACH Declaration](#)

### Use Longer



#### Lifetime extension

Repair

No

### Use Again



#### Repack and remanufacture

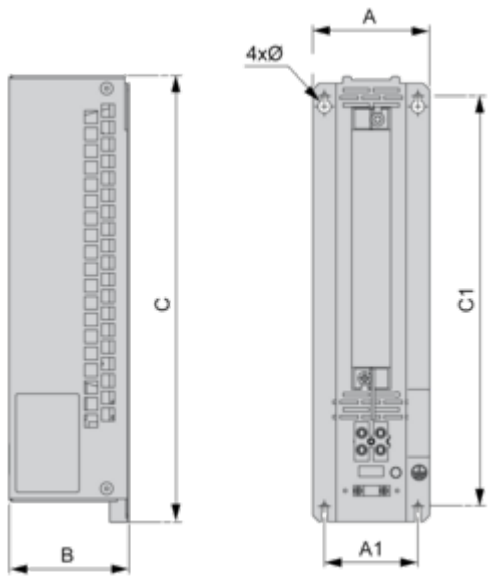
Take-back

No

Dimensions Drawings

Dimensions

Right Side and Front View



Dimensions in mm

A	B	C	A1	C1	Ø
175	100	345	142	316	4.5

Dimensions in in.

A	B	C	A1	C1	Ø
6.89	3.94	13.58	5.59	12.44	0.18

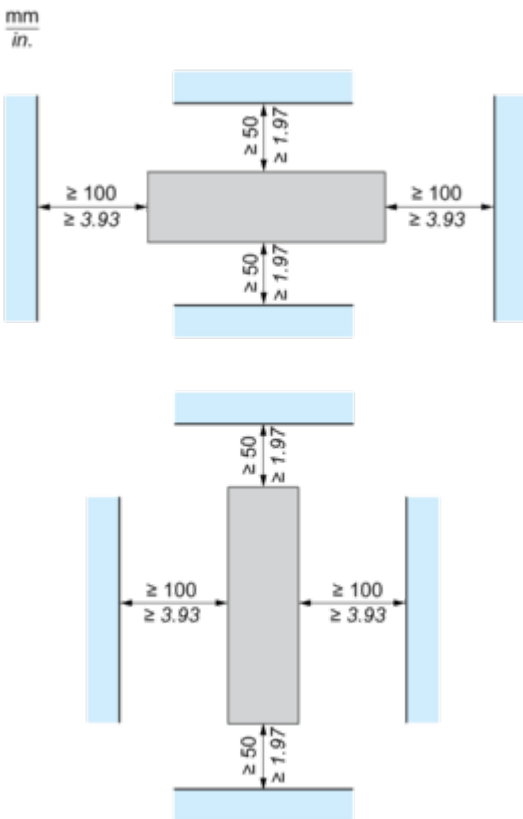
Mounting and Clearance

Mounting and Clearance

---



(1) Braking resistor



Connections and Schema

Recommended Schema

---

1 Braking Resistor



A1 : Drive or external braking unit

A2 : Braking resistor

PA, PB : Bus DC

2 Braking Resistors



A1 : Drive or external braking unit

A2 : Braking resistor

PA, PB : Bus DC